




Home Expansion - large Shelf / Riser Module, stackable


READ General Instructions FIRST!

TIP: Most pieces fit together without glue. Do a test run first, before gluing.

Shelf: HSS-1 to -4
Risers: HLR1, 2 / HSR1




1 the pieces that need to be glued together.



2 first glue the 2 sidewalls onto the bottom plate. Then glue on the back wall.



3 glue on the top plate. Ensure right angles



4 then glue in the 2 small strips with the 3 tabs into the slits of the bottom from below.

Tip: During glue drying use vice grips to ensure right angles / fit.



5 For Shelves: slide the shelves into the positions you want. No glue needed. Make sure they go into the back slits also.