


Home Expansion - large Shelf module

READ General Instructions FIRST!


TIP: Most pieces fit together without glue. Do a test run first, before gluing.

**Sheets:
HS-01, HS-02**

1



1 the pieces to be glued.



2 first glue in the 2 small strips with the 3 tabs into the slits of the bottom from below.



3 glue the middle shelf
into the back wall


4

4 then glue the bottom to the back wall



5

5 glue on one side wall



6

6 glue on the other sidewall. Ensure right angles.



Tip: During glue drying use vice grips to ensure right angles / fit.

©www.WarMage.de
Industriestraße 24 | 27751 Delmenhorst | Germany
All rights reserved. All designs copyrighted.
Reproduction, also partial, not permitted.
This is not a toy. Recommended for ages 14 & up